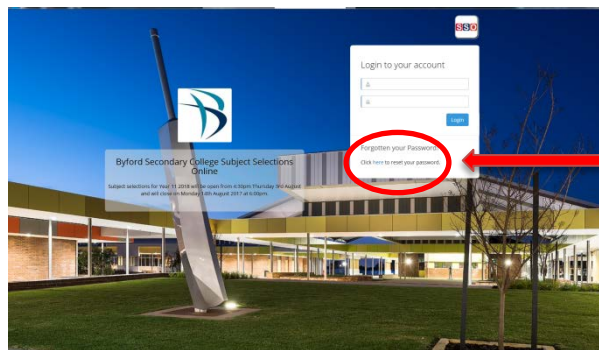


Subject Selections Online Year8-10 2018 – Instructions

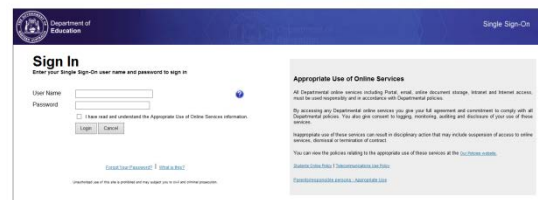
1. Go to the Byford Secondary College Website byfordsc.wa.edu.au . Scroll down to the Subject Selections Online (SSO) button and select. This will take you to the Byford SC SSO page.



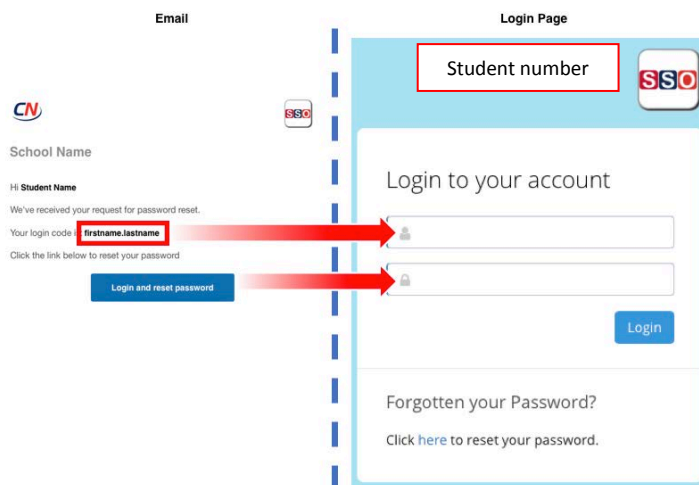
2. On the SSO website click the "Forgotten your password? Click here to reset your password."



3. Enter your student email that is, firstname.familyname@student.education.wa.edu.au and select submit. You will then receive an email to **your student email address in Connect** with a request to change password. You can access Connect through the Byford SC website and login with your **firstname.familyname** and your Connect password.



4. Click on the blue link in this email to change your password. **Please take note of your login code found in this email. This is your student number and you will use this to login to SSO with your newly created password.**
5. Once you have changed the password you will be redirected to the SSO login page again. Please use your student number and your new password to login and you are ready to begin the selection process for next year.



6. Please keep your login details somewhere safe as you may access and change electives at any stage during the subject selection week.
7. If you encounter any issues with logging in please email sacha.bradley@education.wa.edu.au for assistance or call the College Administration on 9550 6100.